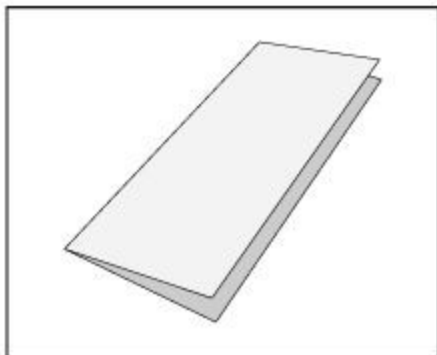
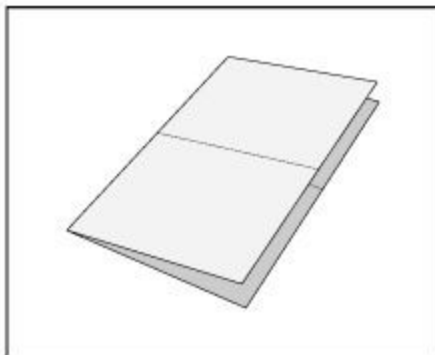


How to Make a Mini Booklet from a Sheet of Paper

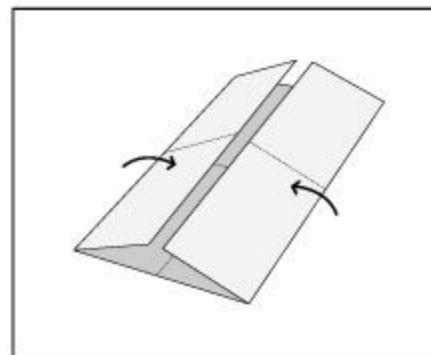
1. Fold a sheet of paper in half lengthwise.



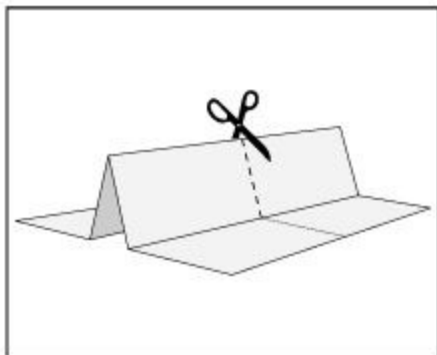
2. Unfold, then fold the paper in half widthwise.



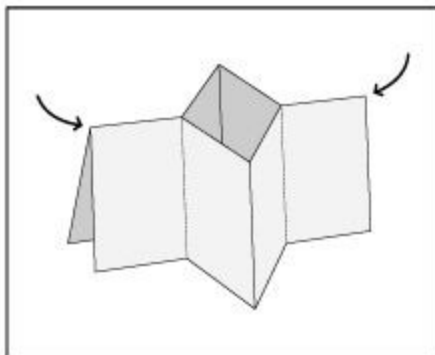
3. Unfold, then fold the edges up to the center fold.



4. Unfold, then fold widthwise and cut a slit only half way down the center.



5. Unfold, then fold lengthwise and push the ends in towards the center.



6. Fold all the pages together into a mini booklet.

